

COVER PAGE OF SUPPORTING INFORMATION

STRUCTURAL ANALYSIS OF IONIC ORGANOTIN(IV) COMPOUNDS USING ELECTROSPRAY TANDEM MASS SPECTROMETRY

Michal Holčapek,^{*a} Lenka Kolářová,^a Aleš Růžička^b, Roman Jambor,^b Pavel Jandera^a
^aDepartment of Analytical Chemistry and ^bDepartment of General and Inorganic Chemistry,
Faculty of Chemical Technology, University of Pardubice, nám. Čs. legií 565, 53210
Pardubice, Czech Republic, e-mail: Michal.Holcapek@upce.cz

TITLE RUNNING HEAD: Structural Analysis of Ionic Organotin(IV) Compounds Using ESI-MS/MS

KEYWORDS: Organotin; Organometallic; Speciation; Electrospray; Mass Spectrometry.

CORRESPONDING AUTHOR FOOTNOTE: phone +420-46-6037087, fax +420-46-6037068, email Michal.Holcapek@upce.cz, <http://user.upce.cz/~holcapek/>

CORRESPONDING AUTHOR ADDRESS:

Assoc. Prof. Michal Holčapek, University of Pardubice, Faculty of Chemical Technology, Department of Analytical Chemistry, Nám. Čs. Legií 565, 532 10 Pardubice, Czech Republic, email: Michal.Holcapek@upce.cz

SUPPORTING INFORMATION LIST: 8 FIGURES

Figure S-1: Fragmentation mechanism of Cat^2 (m/z 408)

Figure S-2: Fragmentation mechanism of $\text{D}_6\text{-Cat}^2$ (m/z 414)

Figure S-3: Fragmentation mechanism of $\text{D}_{10}\text{-Cat}^2$ (m/z 418)

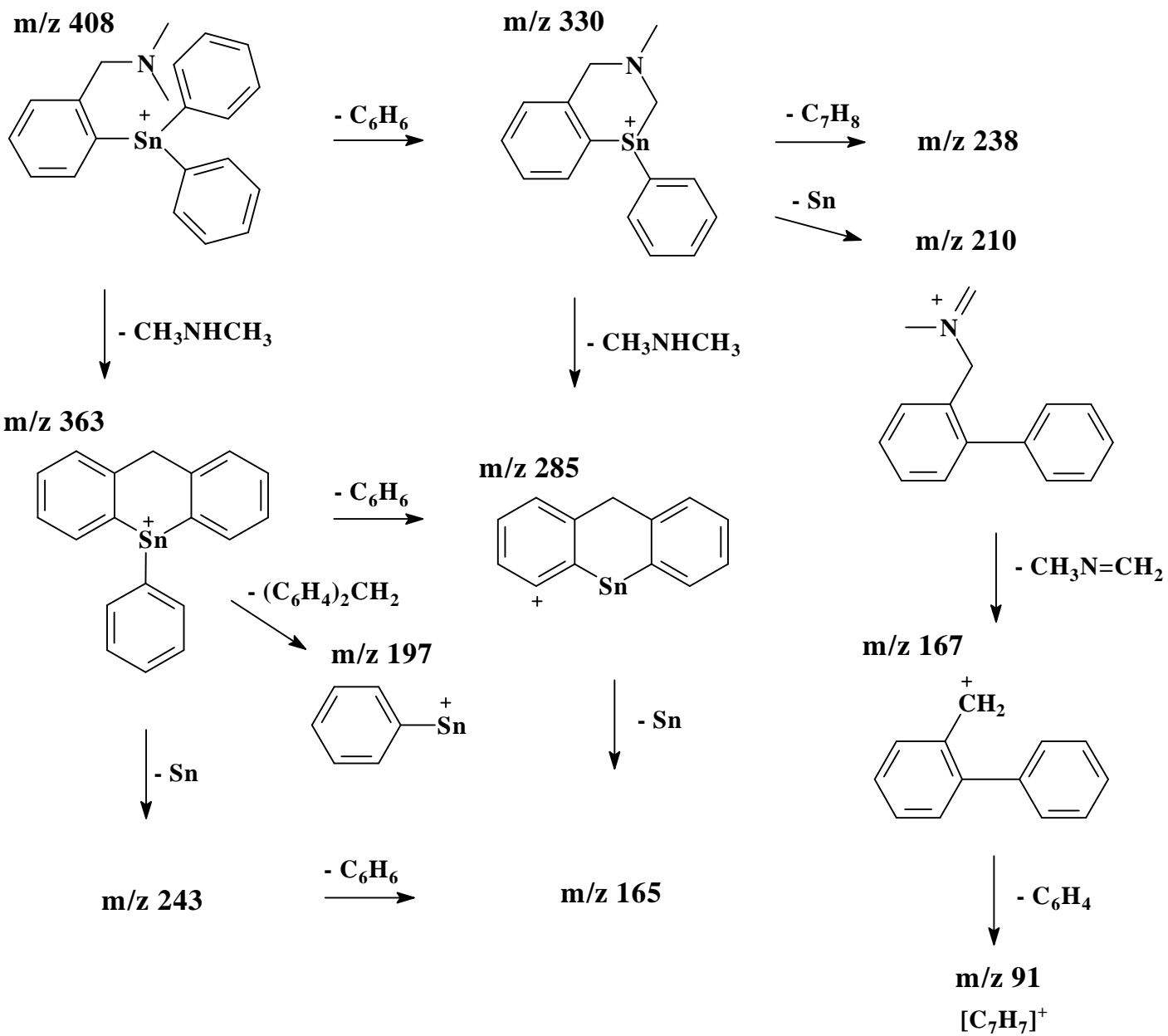
Figure S-4: Fragmentation mechanism of $\text{D}_{16}\text{-Cat}^2$ (m/z 424)

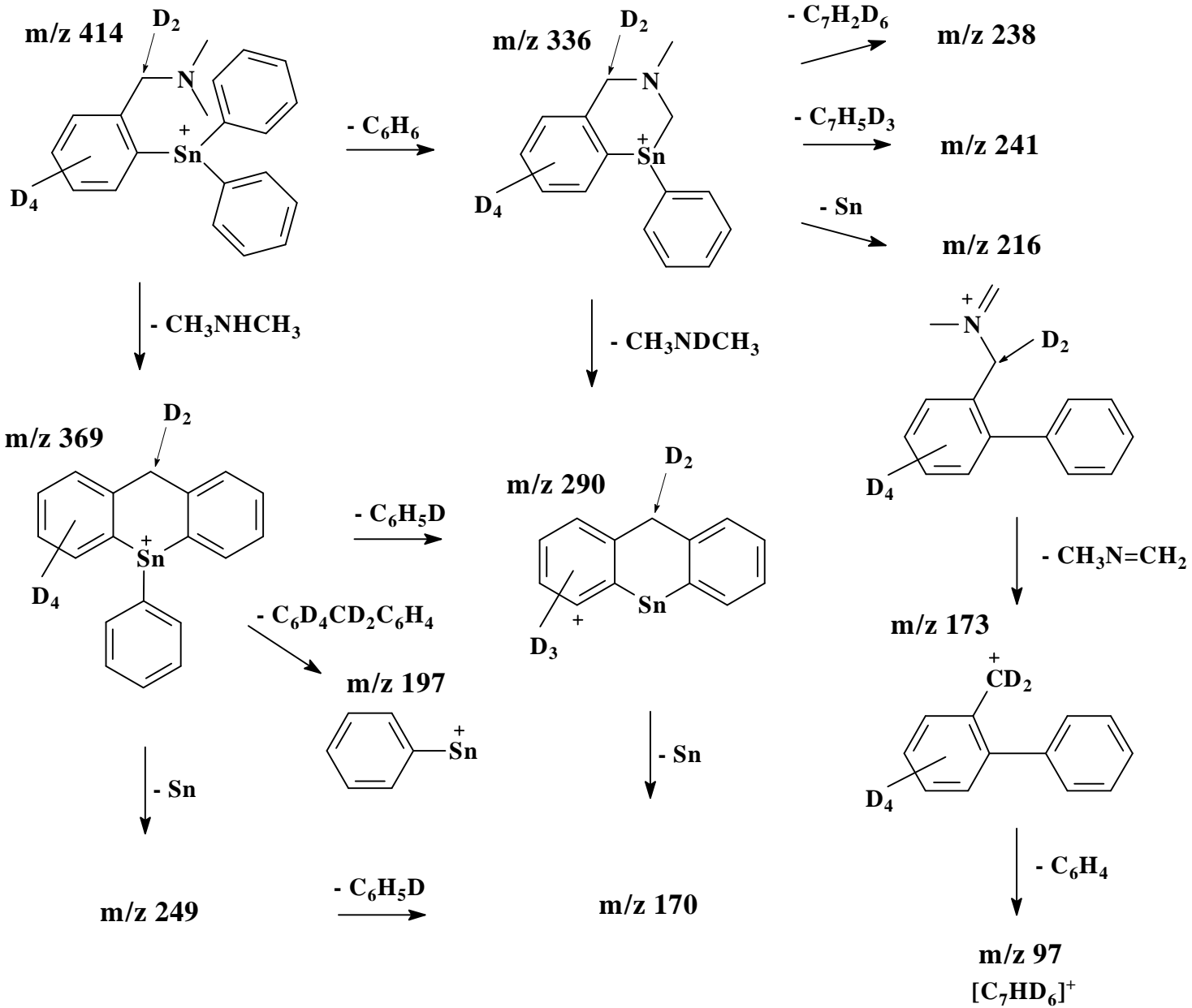
Figure S-5: Fragmentation mechanism of Cat^3 (m/z 368)

Figure S-6: Fragmentation mechanism of An^8 (m/z 268)

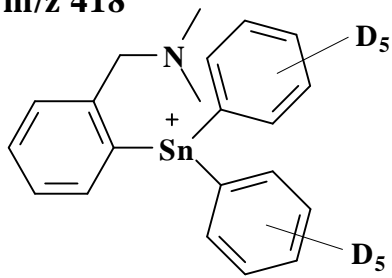
Figure S-7: Fragmentation mechanism of An^9 (m/z 304)

Figure S-8: Fragmentation mechanism of An^{10} (m/z 324)



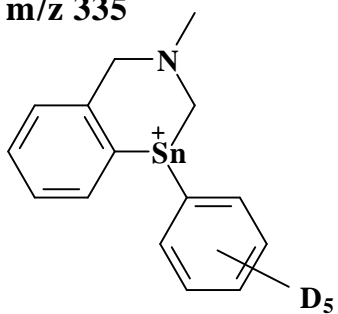


m/z 418



- C₆HD₅

m/z 335



- C₇H₃D₅

m/z 238

- C₇H₆D₂

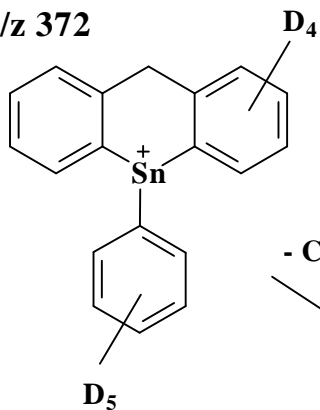
m/z 241

- Sn

m/z 215

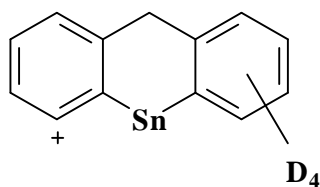
- CH₃NDCH₃

m/z 372



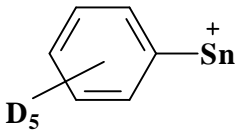
- C₆HD₅

m/z 289



- C₆H₄CH₂C₆D₄

m/z 202



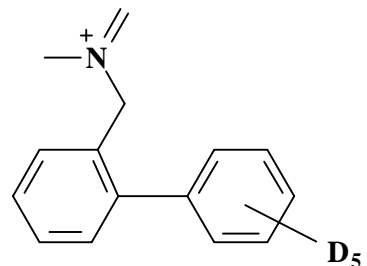
- Sn

m/z 169

- Sn

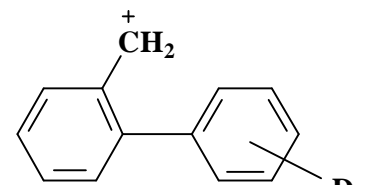
m/z 252

- C₆HD₅



- CH₃N=CH₂

m/z 172



- C₆D₄

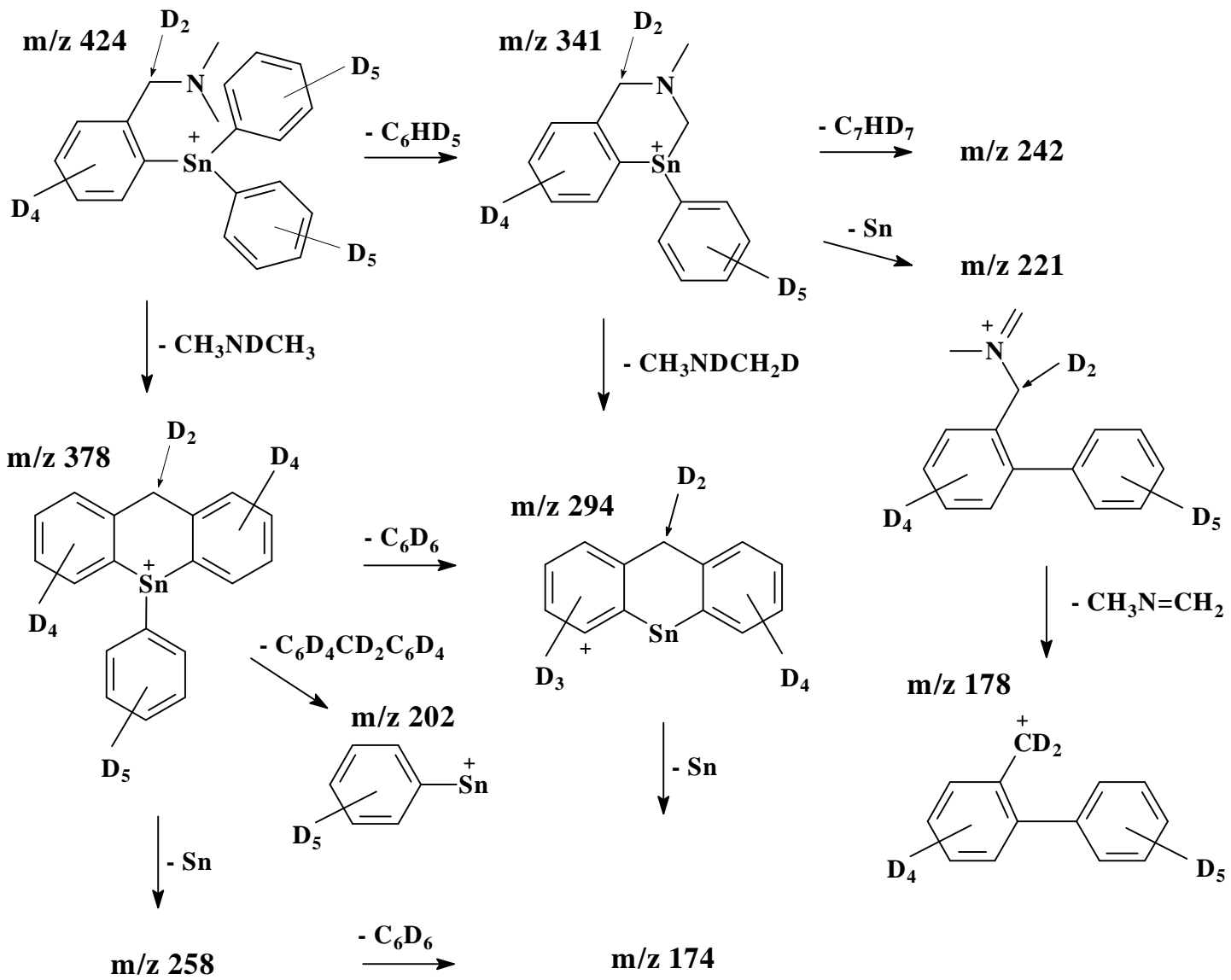
m/z 92

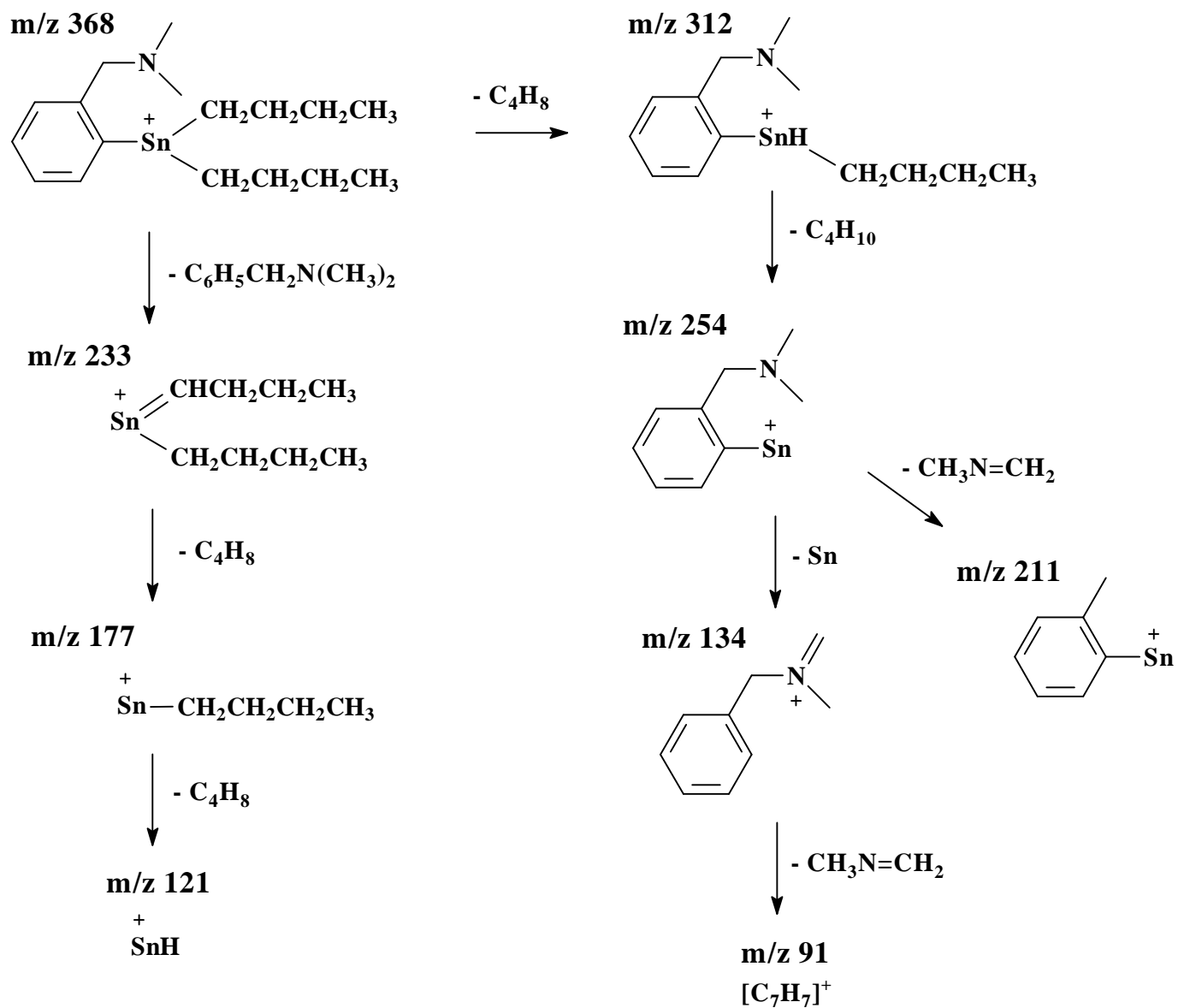
[C₇H₆D]⁺

- C₆H₄

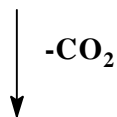
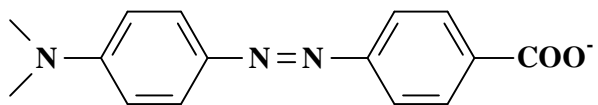
m/z 96

[C₇H₂D₅]⁺

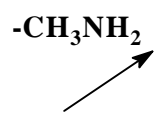
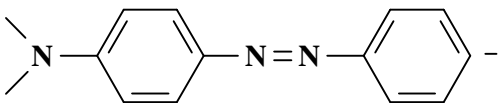




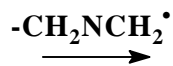
m/z 268



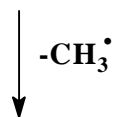
m/z 224



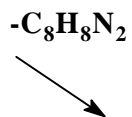
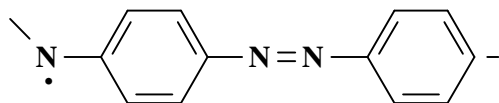
m/z 193



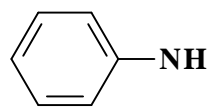
m/z 182



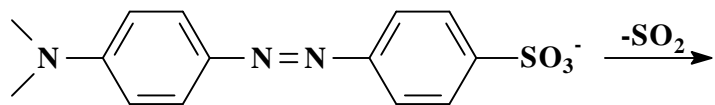
m/z 209



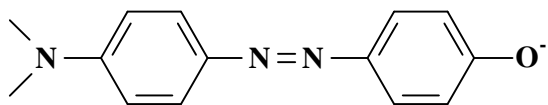
m/z 92



m/z 304

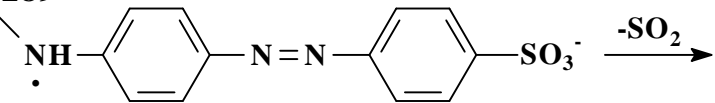


m/z 240

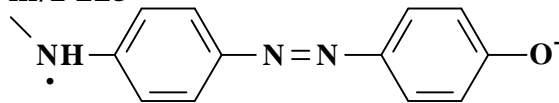


\downarrow
 $-\text{CH}_3\cdot$

m/z 289



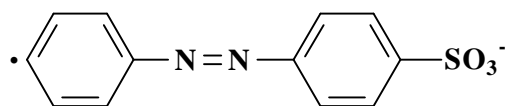
m/z 225



\downarrow
 $-\text{CH}_3\cdot$

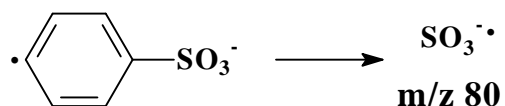
\downarrow
 $-\text{CH}_2=\text{NH}$

m/z 260



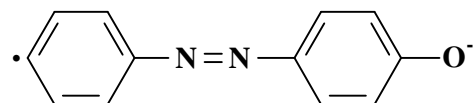
$\xrightarrow{-\text{C}_6\text{H}_4\text{N}_2}$

m/z 156

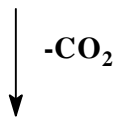
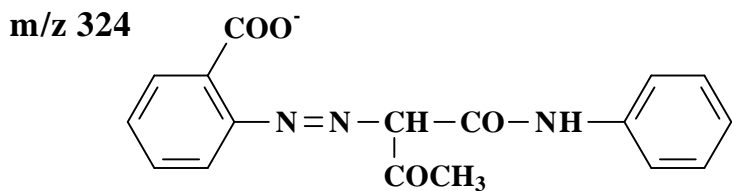


\downarrow
 $-\text{SO}_2$

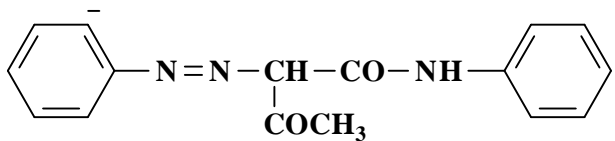
m/z 196



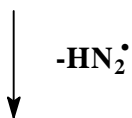
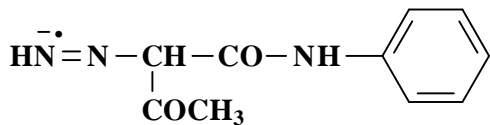
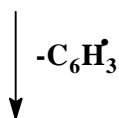
\downarrow
 $\text{SO}_2\cdot$
m/z 64



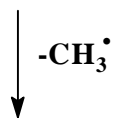
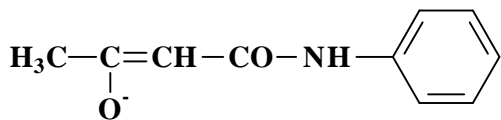
m/z 280



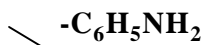
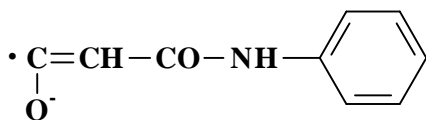
m/z 205



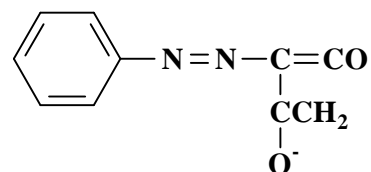
m/z 176



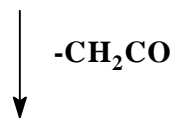
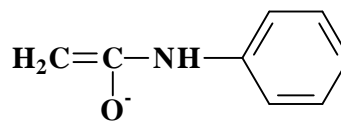
m/z 161



m/z 187



m/z 134



m/z 92

